

ALISHAN FOREST RAILWAY 28-TON SHAY

LIMITED PRODUCTION • 1:20.3 SCALE • 45 mm GAUGE



Taiwan's Alishan Forest Railway began construction in 1906, during the period when Japan occupied the island, then known as Formosa. Initially built as a logging railroad, the 2 ft 6 in (762 mm) gauge line extends a distance of 53 miles (86 km) into the rugged mountain ranges dominating the eastern part of the country. The heavily forested area was a prime source of cypress and other old growth timber used in construction of Shinto shrines in Japan. The line passes through three climatic zones and features numerous Z-shaped switchbacks, 50 tunnels, and crosses over 77 wooden bridges. Passenger operations over the route were first introduced in 1918. Today the railway exclusively caters to tourists.

The railway's first locomotives were geared-type Shays built in the U.S. by the Lima Locomotive Works. Eventually a total of 20 Shays would work the line. The first were 18-ton Shays, which a total of eight were acquired between 1911 and 1913. The heavier 28-ton version, a total of twelve were acquired, were constructed between 1914 and 1917.

Accucraft Model Trains is pleased to announce production of the Alishan Forest Railways 28-ton Shay #26 in 1:20.3 scale. This locomotive is the only Shay currently operational on the railway. Built by Lima in August 1914, like all of the Alishan Shays, it was rebuilt over the years by the railway's shops, therefore it differs from its original appearance. We are offering Shay #26 as it currently appears. The model is available in a 24v DC electric version only.

SPECIFICATIONS





Scale	1:20.3
Gauge	45 mm
Mini. Diameter	R2 - 61.4 in. (1560 mm)
Dimensions	18.95 x 3.8 x 6 in.
Construction	Brass & stainless steel
Power	0~24V DC
Features	Full cab interior design
	Constant lighting
	Phoenix sound

ITEMS SUBJECT TO CHANGE IN PRICE, COLOR, SPECIFICATION, DESIGN AND AVAILABILITY WITHOUT NOTICE.

ACCUCRAFT 33268 CENTRAL AVE, UNION CITY, CA 94587, USA TEL: (510) 324-3399 FAX: (510) 324-3366
WWW.ACCUCRAFT.COM INFO@ACCUCRAFT.COM

ALISHAN FOREST RAILWAY 28-TON SHAY

LIMITED PRODUCTION • 1:20.3 SCALE • 45 mm GAUGE



ORDER INFORMATION

SKU	Description
AL88-347	28-Ton Shay Alishan RR #26, Electric

ITEMS SUBJECT TO CHANGE IN PRICE, COLOR, SPECIFICATION, DESIGN AND AVAILABILITY WITHOUT NOTICE.

ACCUCRAFT 33268 CENTRAL AVE, UNION CITY, CA 94587, USA TEL: (510) 324-3399 FAX: (510) 324-3366
WWW.ACCUCRAFT.COM INFO@ACCUCRAFT.COM